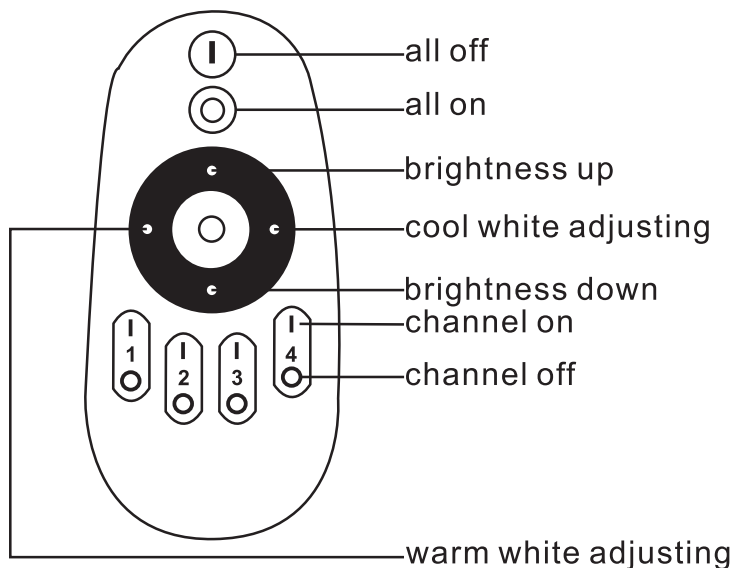






### Installation and Operation Instruction:



Press the “all-on” button, , all the lamps are on.

Press this central control panel, , up and down, dimming function left and right, color temperature changing.

Press this “all-on” button, , and hold for a while, all the lamps can get brightest.

Press the “all-off” button, , all the lamps are off.

Press the corresponding group button, , to operate the exact group which you want.

### Application:

